

**REFLEX Wall Sconce**  
**3-504-xx**


oxygen

FIXTURE TYPE \_\_\_\_\_

LOCATION \_\_\_\_\_

PROJECT \_\_\_\_\_

DATE \_\_\_\_\_



-40 Aged Brass




-14 Polished Chrome



-15 Black



-24 Satin Nickel

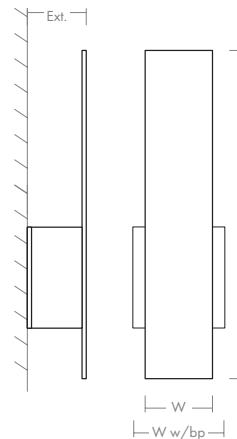


-25 Satin Copper



With optional backplate

- LIGHT SOURCE** 2 x 7W Max LED GU10 Base (Lamp not included)
- LUMINAIRE POWER** 14.3W at 120V
- RATED LIFE** See LED bulb manufacturer specification
- LUMEN OUTPUT** Delivered: 772 lm (LM-79)\*\*
- INPUT VOLTAGE** 120V
- CONSTRUCTION** Plated Steel and Perforated Steel
- DIFFUSER** - Perforated Metal
- FINISHES** Polished Chrome (-14), Black (-15), Satin Nickel (-24), Satin Copper (-25), Aged Brass (-40)
- MOUNTING** 2" x 3" J-Box, 4" Octagonal J-Box\*, 4" Square J-Box with a single device mud ring  
\*Backplate required to cover J-Box
- STANDARDS** UL Dry/Damp listed, ADA Compliant, Conforms to UL STD 1598, Certified CAN/CSA STD C22.2 No 250.0  
  
\*\*Lumen Output may vary based on the lamp that is used



**DIMENSIONS**

- W:** 4.00"
- H:** 20.00"
- Ext:** 3.50"
- M.C:** 14.00" From top of fixture
- With optional backplate**
- W:** 4.75"
- H:** 20.00"
- Ext:** 3.625"
- M.C:** 14.00" From top of fixture

Order example for standard fixture:  
**3-504-24** (x- Voltage - xxx-Sequence # - xx-Finish)  
3: 120V

